































Master Artist Dice Game

Let's draw like Pablo Picasso!

	Roll 1	Roll 2	Roll 3	Roll 4
				
				
				
				
				
				

Directions:


Roll the die to see which eye, nose, mouth and ear you should add to your Picasso face! Feel free to roll twice to choose two eyes or two ears for your portrait. Add the results to the worksheet provided, or start by drawing the Picasso Face step by step using the "how to draw" page. Enjoy!

Master Artist Step-by-Step


Let's draw like Pablo Picasso!

Directions: Follow the steps to draw a face to begin the Pablo Picasso Dice Game! When you have finished the Dice Game, add lines, shapes and color to complete your own Pablo Picasso Masterpiece.


Step 1



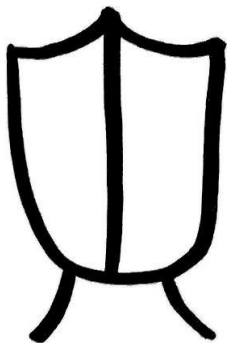
Step 2




Step 3



Step 4



Step 5



Step 6



Design Ideas:

