



TORN PAPER TREES

An Early Childhood Activity from the Edmond Library

Why torn paper art?

Tearing paper is a great fine motor, pre-scissor skill for little hands. Encourage them to tear long pieces, little pieces, all kinds of pieces! If your child is older (and you feel comfortable!), you can let them practice using scissors to cut the pieces.

Each child's work will be unique, based on how much or how little they want to add to their picture.

Materials Needed:

Blue paper - for the background

Brown paper - for tree trunk and limbs

Green, red, yellow, orange, and white paper - for leaves or snow

Red, pink, white tissue paper - for apples or spring flowers

Glue or glue stick

Instructions:



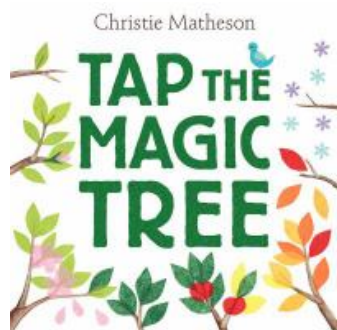
- 1) Tear and glue a tree trunk and limbs to the blue paper
(Grownups, you may want to do this part!)
- 2) Tear colored paper into pieces for leaves or snow.
- 3) Roll tissue paper in to balls for apples or spring flowers.
- 4) Let your child glue as many (or as few!) elements to their trees as desired.

**There is no right or wrong way to create these trees!*

Let your child's age and interest dictate how you do this project.

If they lose interest in it, come back to it another day, or another month!

Books, Songs, and Rhymes about Trees & Seasons



- One Leaf, Two Leaves by John Micklos
- Tap the Magic Tree by Christie Matheson
- Ten Red Apples by Pat Hutchins
- Apples and Robins by Lucie Felix

Rhyme: 2 Red Apples

(Make 2 fists and hold them up high like apples in a tree)

Way up high in the apple tree

2 red apples smiled at me

I shook that tree just as hard as I could *(wiggle arms)*

And down came the apples *(drop arms down)*

Mmmm....they were good! *(rub your tummy)*

**This can be done with an infant either laying down or sitting on your lap and the adult moving baby's arms for them while saying the rhyme.*

Song: Tune of London Bridge

(Add movement appropriate to the words, or use props like paper leaves or scarves)

Leaves are falling all around, all around, all around

Leaves are falling all around, now it's Fall!

Pick them up and throw them high, throw them high,
throw them high

Pick them up and throw them high, now it's Fall!

Look for another craft in November!