

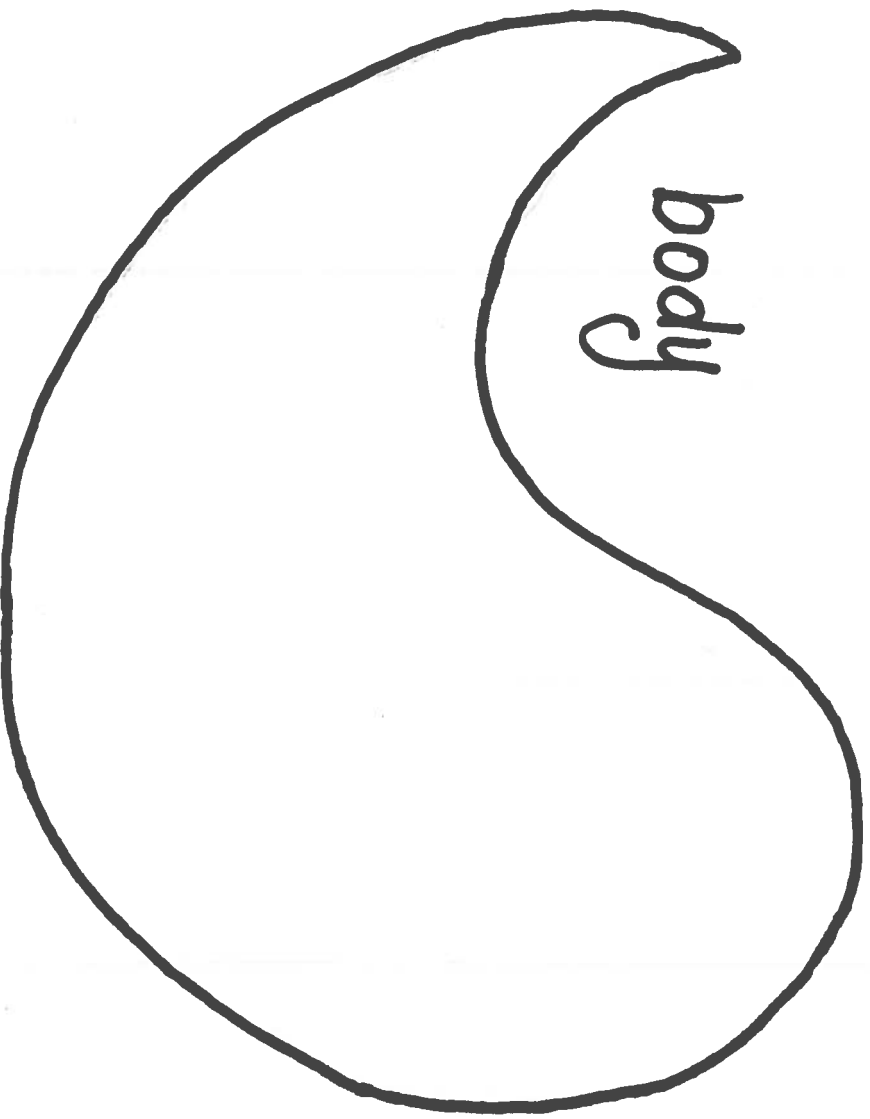


YARN WRAPPED BIRD!

Supplies: cardboard, scissors, pencil, yarn, markers, crayons, colored pencils, paints, anything to decorate your cardboard with, tape or glue, pipe cleaners

- Cut out each shape from the template and trace onto cardboard (can also use cardstock).
- Cut out each shape! Cut small slits around the entire edge of your bird body.
- Use your yarn to wrap the bird body however you would like, using the slits to secure the yarn each time you wrap!
- Decorate the eye, beak, and wing. Glue or tape onto your bird body!
- Use pipe cleaners to make two legs and tape to the back of your bird body!


ବିଲ୍ଡ ୟୁଅପ୍ପାର୍ଟସ୍




body



eye



beak



wing